

**DIVERSION SERVICES, INC.
4435 O Street Ste 96
Lincoln NE 68510
402 483-4444**

**2007 ANNUAL REPORT
AND
BUDGET SUPPORTING MATERIALS
FISCAL YEAR 2008**

**Prepared By
Eric McMasters, MBA**

eric@diversionservices.com

May 2008

Table of Contents

	page
1. FY 2008 Program Goals and Funding Request	3
2. Lancaster County Diversion Program	4
3. STOP Traffic Diversion Program	6
4. Bad Check Restitution Program	8
5. Diversion Services Revenues	9
6. Revenue Trends 1995-2007	10
7. FY 2007 Goal Achievement	11
8. Other Developments	12
9. Mission Statement	13

1. FY 2008 PROGRAM GOALS

Administer the Pre-trial Diversion Program for the Lancaster County Attorney and City Attorney.

Administer the County Attorney’s Bad Check Restitution Program.

Administer the STOP Traffic Diversion Program

Explore additional residential and non-residential community corrections programs and services

Objectives

Divert 175-200 County Attorney felony cases

Maintain completion rate for felony diversions at 66-70%

Divert 500-600 County Attorney misdemeanors

Divert 800-900 City Attorney misdemeanor cases

Divert 10,000 traffic offenders to the STOP program

Process 5,000 bad checks referred to County Attorney

Collect and distribute \$300,000-\$350,000 in bad check restitution

Collect and distribute \$150,000 in court ordered restitution

Conduct Money Management class for 150 individuals

Collect \$100,000 in victim restitution from diversion program clients

Provide 35,000 hours of community service to local non-profit organizations

Collect \$325,000 in Diversion Program client fees

Divert 100 domestic violence offenders to counseling

Provide alcohol and drug education to 800 individuals

Provide anger management education to 50 individuals

Provide CORT problem solving classes to 500 misdemeanor clients

FY 2008 Bad Check Fee Revenue Estimate

Bad check revenues:	Lancaster County	4,000 checks x \$10.00	\$ 40,000
Expenditures:	Diversion Services	4,000 checks x \$ 7.00	<u>28,000</u>
	Lancaster County Net		\$ 12,000

FY 2008 STOP Revenue Estimate

	2004	2005	2006	2007	2008
City of Lincoln	\$ 100,250	118,972	101,497	90,000	90,000
Lancaster County	15,669	15,812	19,573	17,000	20,000
Law Enforcement Equipment Fund	90,076	105,133	94,770	85,000	90,000

FY2007 actual revenues were 86,000 for City of Lincoln, 80,000 for Equipment Fund and 23,000 for Lancaster County. Registrations for first 4 month of 2008 are up 11 percent from 2007.

FY 2008 Funding Request

City of Lincoln	\$ 35,000
Lancaster County	\$ 35,000

2. Lancaster County Adult Diversion Program

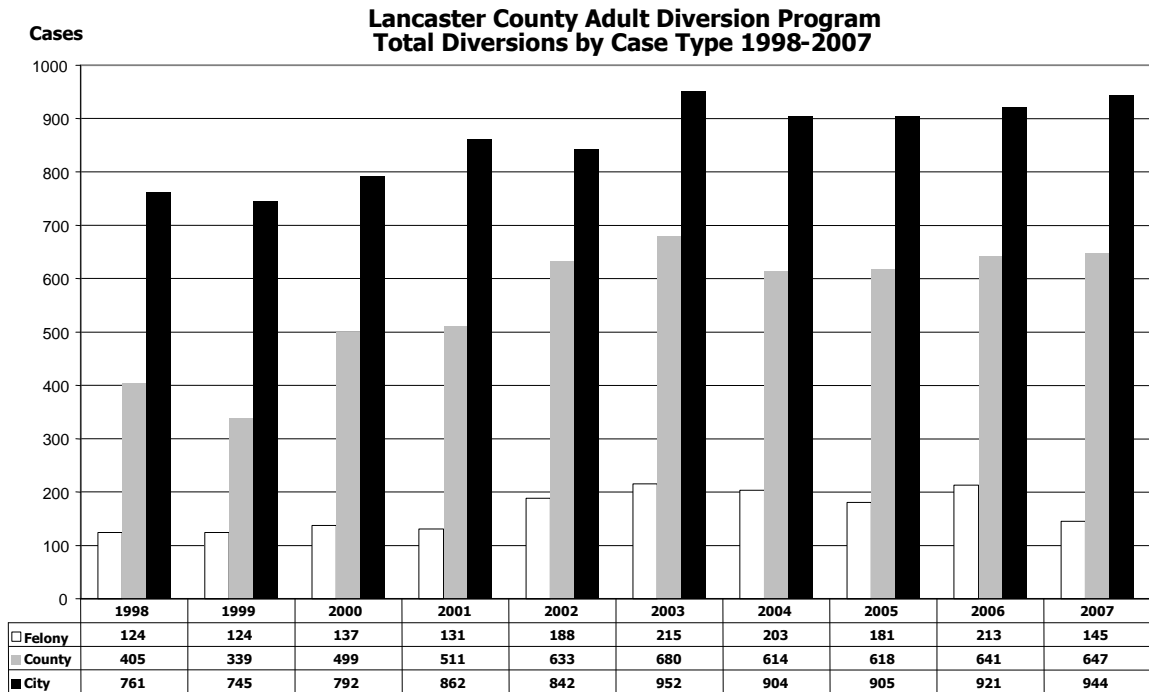
	2004	2005	2006	2007	+/-	Percent
Total Cases Diverted	1,721	1,704	1,775	1,736	(39)	(.02)
County Felony	203	181	213	145	(68)	(.32)
County Misdemeanors	614	618	641	647	06	.01
City Misdemeanors	904	905	921	944	23	.02
Active Cases	1,002	1,015	1,121	1,089	(32)	(.03)
Pending Cases	76	65	90	122	32	.36
Total Cases EOY	1,078	1,080	1,211	1,211	0	.00
Completion Rate For Year						
Felony Diversions	.63	.67	.58	.64		
County Misdemeanors	.86	.82	.81	.84		
City Misdemeanors	.90	.87	.89	.87		
Victim Restitution Paid	85,011	116,112	102,486	97,522	(4,964)	(.05)
Client Program Fees	303,981	292,372	308,502	344,960	36,458	.12
Court Costs*	82,747	82,492	94,579	87,376	(7,203)	(.08)
Community Service Hours	41,999	38,024	34,786	35,532	746	.02
Drug Education Class	931	799	916	761	(155)	(.17)
Extended Drug Education Class	35	35	76	101	25	.33
Anger Management	39	42	69	67	(02)	(.01)
CALM	12	13	10	0	(10)	(1.0)
Misdemeanor Class	323	278	252	262	10	.04

* Court costs increased from \$32.00 to \$41.50 in 1993 and to \$44 in 2005. Program fees raised 5% in July 2007.

First Quarter 2008

	2005	2006	2007	2008	+/-	Percent
Total New Cases 1 st Quarter	477	398	426	493	67	.16
County Felony	41	47	34	52	18	.53
County Misdemeanors	185	164	160	179	19	.12
City Misdemeanors	251	187	232	262	30	.13

Total diversion cases were up 16% for the first quarter of 2008 over 2007. Felony diversions were up 53%; City misdemeanors were up 13%; County misdemeanors increased 12%.



Typical charges referred to Adult Diversion Program

City Misdemeanors

- Minor Possess Alcohol
- Poss Drug Paraphernalia
- Steal Goods
- Assault
- Maintain Disorderly House
- Conceal Merchandise
- Vandalism
- Theft of Services
- Disturb Peace
- Trespass

County Misdemeanors

- Minor Possess Alcohol
- Poss Drug Paraphernalia
- Possession of Marijuana
- Assault
- Child Neglect
- Criminal Mischief
- Disturb The Peace
- Theft
- Trespass

County Felony

- Poss Controlled Substance
- Burglary
- Forgery
- Fraud
- Theft
- Criminal Mischief

Agencies most frequently used for community service placements include:

- | | |
|----------------------------|-------------------------------|
| Children's Museum | Capital Humane Society |
| Lincoln Food Bank | American Red Cross |
| Belmont Community Center | City Parks & Recreation |
| Calvert Community Center | Lancaster County Event Center |
| Matt Talbot Kitchen | YMCA |
| Easterday Community Center | Peoples City Mission |
| Lincoln Action Program | Health & Human Services |

3. STOP Traffic Diversions

	2004	2005	2006	2007	+/-	Percent
STOP Registrations	12,884	13,400	10,553	9,539	(1,014)	(.10)
Registration Fees	773,040	887,565	781,000	722,847	(58,153)	(.07)
Class Attendance	12,626	13,093	10,358	9,680	(678)	(.07)
Fee Distribution						
Safety Council of Nebraska	294,586	360,149	317,796	295,928	(21,868)	(.07)
Attendance	8,451	9,493	7,278	6,655	(623)	(.09)
Classes	366	397	321	286	(35)	(.11)
Diversion Services	241,371	249,049	229,858	219,874	(9,984)	(.04)
Attendance	4,175	3,600	3,080	3,025	(55)	(.02)
Classes	129	119	108	103	(05)	(.05)
Law Enforcement Equip Fund	90,076	105,133	94,770	80,271	(14,499)	(.15)
City of Lincoln	100,250	118,972	101,497	86,204	(15,293)	(.15)
Lancaster County	15,669	15,812	19,573	23,288	3,715	.19
Law Enforcement Training Center	25,742	26,718	21,084	19,040	(2,044)	(.10)

STOP Activity 1/08-4/08

	2005	2006	2007	2008	+/-	Percent
STOP Registrations (net)	4,359	3,438	3,043	3,366	323	.11
Attendance	3,748	3,800	3,407	3,270	(137)	(.04)
City of Lincoln Fees	34,407	33,198	27,727	30,947	3,220	.12
Lancaster County Fees	4,761	6,245	6,072	7,624	1,552	.26

Safety Training Option Program (STOP) registrations decreased 10% in 2007 from 2006 and 29% from 2005. The 12% decline in revenues for 2006 was partially offset by the fee increase from \$60 to \$75 effective July 1, 2005.

The number of participants is estimated to increase slightly in 2008 based on registrations in the first four months, which are up 10% from last year.

STOP referrals and revenues are directly correlated with the number of officers assigned to the Lincoln Police Department Traffic Enforcement Unit, which has varied from four to six officers over time.

The STOP program clearly has been affected by the state law governing traffic diversion programs enacted by the Nebraska Legislature and effective July 1, 2003. State statute prohibits anyone from taking a STOP class more than once every three years. The Lancaster County STOP program permitted individuals to participate once every two years prior to 2003.

The STOP Program Steering Committee approved an increase in the STOP fee to \$75 effective July 1, 2005. STOP registration fee distribution percentages since 1998 are listed on the following page:

Organization	1998	8/1/01	7/1/05
Class Fee (Safety Council & DSI)	28.00	35.00	43.50
Administration Fee (DSI)	6.00	7.00	9.00
City of Lincoln/Lancaster County	7.00	9.00	11.50
Law Enforcement Equipment Fund	7.00	7.00	9.00
Law Enforcement Training Center	2.00	2.00	2.00
Total	50.00	60.00	75.00

The STOP Steering Committee approved the following equipment fund awards to area law enforcement agencies over the past four years:

STOP Equipment Awards

Organization	2003	2004	2005	2006	2007
Lincoln Police Department	40,120	24,436	31,151	32,693	44,863
Lancaster County Sheriff	29,362	26,003	40,610	22,913	26,671
Nebraska State Patrol	47,918	43,013	17,664	18,471	13,898
UNL Police Department	11,100	6,966	5,183	14,676	18,135
Total Disbursements	\$128,500	\$100,418	\$94,608	\$88,753	\$103,567

In 2007, the Lincoln Police Department issued 76% of the STOP citations, the Lancaster County Sheriff wrote 10%, the State Patrol 10%, and the University Police 3%. Nebraska Carrier Enforcement wrote 87 tickets (01%). The percentage of STOP tickets by agency for the past five years is show below:

STOP Citations by Agency

Organization	2003	2004	2005	2006	2007
Lincoln Police Department	.85	.85	.86	.81	.76
Lancaster County Sheriff	.08	.07	.06	.09	.10
Nebraska State Patrol	.05	.06	.06	.07	.10
UNL Police Department	.02	.02	.02	.03	.03
Nebraska Carrier Enforcement	--	--	--	--	.01

In 2007, STOP generated \$ 208,803 in revenues for the City of Lincoln, Lancaster County and the State of Nebraska. City and County funding for Diversion Services totalled \$70,000 in 2006, for a net return of \$138,803.

2007 Cost-Benefit

	2003	2004	2005	2006	2007
STOP Prosecutor Fees	117,837	115,919	118,972	121,070	109,492
STOP Equipment Fund	91,658	90,076	105,133	88,753	80,271
Law Enforcement Training Center	26,188	25,742	26,718	21,084	19,040
	235,683	231,735	250,823	230,907	208,803
City County Funding	-73,498	-70,000	-70,000	-70,000	-70,000
Net Return	\$ 162,185	\$ 161,735	\$ 180,823	\$ 160,907	\$ 138,803

4. Bad Check Restitution Program

	2004	2005	2006	2007	+/-	Percent
Bad Checks Processed	6,900	7,313	4,910	3,787	(1,123)	(.23)
Face Amount of Checks	724,050	815,623	543,897	423,527	(120,370)	(.22)
Bad Check Restitution	394,347	407,891	432,694	326,168	(106,526)	(.25)
Average Per Check	\$ 57.15	\$ 55.77	\$ 88.13	\$ 86.13	(2.00)	(.02)
Complaints Filed	327	696	378	303	(75)	(.20)
No Charges Filed	1,240	1,254	869	664	(205)	(.24)
Bad Check Class	162	190	211	174	(37)	(.18)
County Attorney Restitution	156,491	287,633	212,378	285,491	73,113	.34
New Restitution Accounts	172	207	187	275	88	.47

Bad checks processed by Diversion Services in 2007 fell 23% from 2006 in addition to a 33% decrease in 2006. Restitution paid to community merchants and citizens was down 25% for the year. This is consistent with the comparable decline in the number of checks referred to the County Attorney for prosecution. Check class attendance decreased 18% in 2007.

The number of criminal complaints filed by the County Attorney fell 20% in 2007. The County Attorney's office filed 72 complaints the first quarter of 2008 – an average of 24 per month.

Some of the larger businesses and agencies that turn in bad checks for restitution and/or prosecution include:

Russ' IGA	Super Saver	Capital City Auto Recyclers
Save Mart	DaVinci's	Hyvee
County Treasurer	Animal Control	Lincoln Public Schools
Menards	Sam's Club	Nebraska Tire
Shirley's Towing	Olstens Import Auto	Four Star Drug

Non Check Restitution

The County Attorney's office continues to refer a significant number of cases to Diversion Services to collect and distribute restitution for criminal cases other than bad checks.

In 2007 Diversion Services established 275 new restitution accounts compared to 187 new cases in 2006. This is an average of one per work day. Beginning in 2004, the County Attorney authorized Diversion Services to assess a one time fee of \$25 to offset the cost of processing these cases. Diversion Services collected \$4,675 in 2007 and \$4,728 in 2006. Below is the amount of restitution collected and distributed to victims in these cases.

	2001	2002	2003	2004	2005	2006	2007
Restitution	\$ 255,337	\$ 119,694	\$ 116,334	\$ 156,491	\$ 287,633	\$ 212,378	\$ 285,491
New Accounts	179	238	156	172	207	187	275
Service Fees				800	3,175	4,728	4,675

The large increase in 2005 can be attributed to one case involving \$151,000 in restitution.

5. Diversion Services Revenues

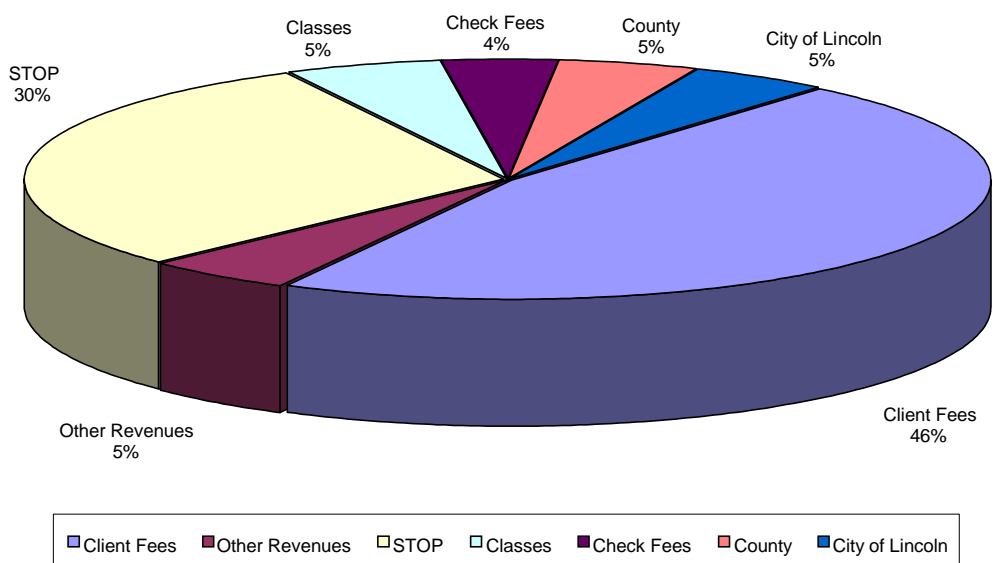
Source	2004	2005	2006	2007	+/-	Percent
Client Fees	303,983	292,372	308,502	344,960	36,458	.11
Lancaster County	35,000	35,000	35,000	35,000	0	--
City of Lincoln	35,000	35,000	35,000	35,000	0	--
Bad Check Program	52,724	50,064	36,134	29,505	(6,629)	(.18)
Education Classes	39,015	40,920	46,540	38,160	(8,380)	(.18)
STOP Program	241,371	249,049	229,858	219,874	(9,984)	(.04)
Assess98 Software	21,250	11,255	26,565	26,400	(165)	(.01)
Other Income	6,250	7,014	17,754	10,231	(7,523)	(.42)
Total	734,593	720,674	719,353	739,130	19,777	.03

Client fees were up 11% in 2007 due to a 5% fee increase effective June 1st. Diversion Services' share of STOP revenues fell 4%. Diversion Services reduced its City and County funding request from \$76,000 to \$70,000 in 2004.

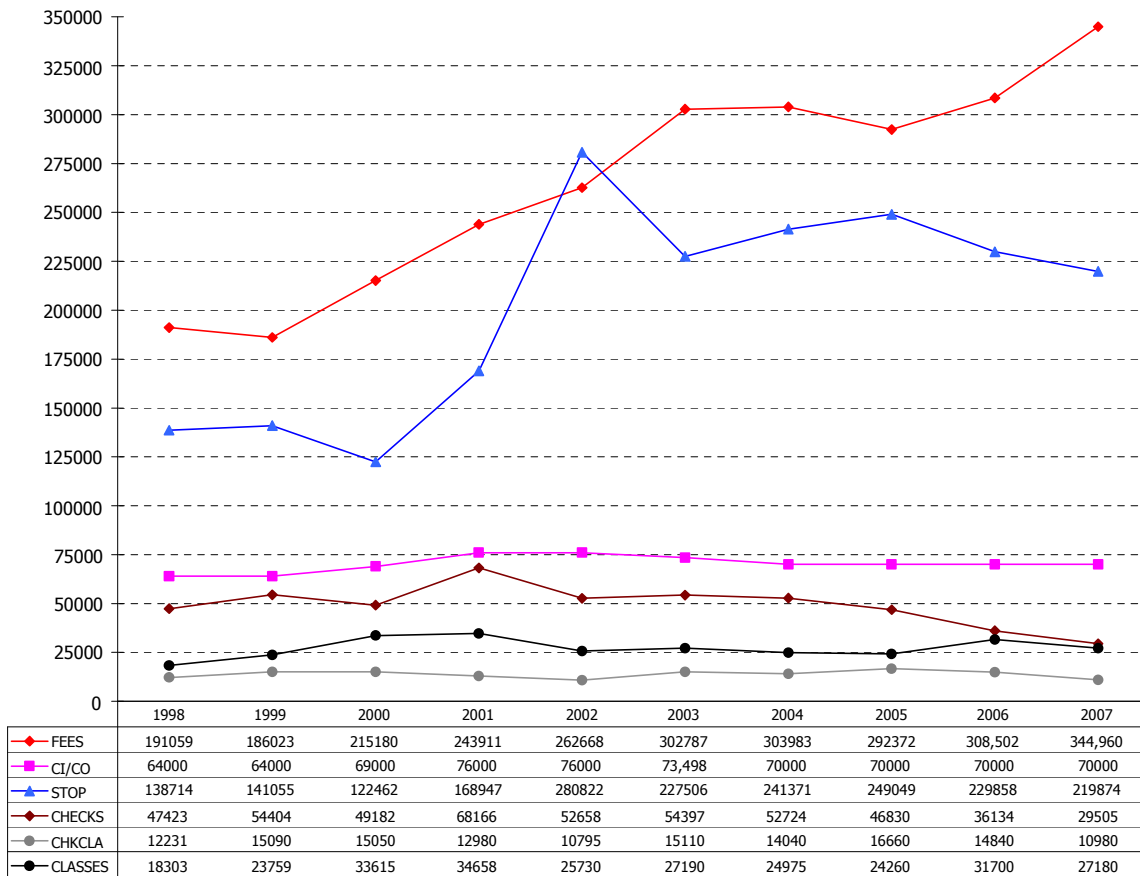
Diversion Services, Inc. earns about \$15,000 a year (net) in royalties for its offender assessment software.

Class revenues include critical thinking (8,875), money management (10,980), anger management (7,770), six hour drug education class (1,525) and 12 hour drug education class (9,010).

2007 Revenue Percentages



6. Revenue Sources Trends 1998-2007



The above graph depicts Diversion Services revenue trends by source for the past 10 years. Diversion Program client fees and STOP program fees account for nearly all of the long term revenue growth.

7. FY2007 GOAL ATTAINMENT

FY 2007 PROGRAM GOALS

Administer the Pre-trial Diversion Program for the Lancaster County Attorney and City Attorney.

Administer the County Attorney's Bad Check Restitution Program.

Administer the STOP Traffic Diversion Program

Explore additional residential and non-residential community corrections programs and services

Objectives

Divert 150 County Attorney felony cases from the criminal justice system

145 Felony Diversions in 2007

Maintain completion rate for felony diversions of 65-70%

64% Completion Rate for 2007

Divert 400-500 County Attorney misdemeanors from criminal justice system

647 County Misdemeanor Diversions

Divert 700-800 City Attorney misdemeanor cases from the criminal justice system

944 City Attorney misdemeanor diversions

Divert 10,000 traffic offenders to the STOP program

9,539 STOP Registrations

Process 7,000-7,500 bad checks referred to County Attorney

3,787 bad checks processed

Collect and distribute \$300,000 - \$350,000 in bad check restitution

\$326,168 bad check restitution

Collect and distribute \$150,00 in other restitution

\$285,491 in other restitution

Provide Bad Check class for 200 individuals

174 individuals completed Bad Check Class

Collect \$100,000 in victim restitution from Diversion Program participants

\$97,522 victim restitution paid

Provide 25,000 hours of community service to local non-profit organizations

35,532 community service hours

Collect \$300,000 in PTD client fees

\$344,960 client fees paid

Provide Drug/Alcohol education classes to 500 participants

761 individuals completed alcohol and drug education class; 101 completed extended AOD class

Provide Anger Management classes to 50 individuals

67 people completed Anger Management class

Provide Misdemeanor CORT classes to 300 clients

262 individuals completed misdemeanor class

8. OTHER DEVELOPMENTS

Tulsa Community Sentencing Project

Diversion Services has completed eight years managing the Tulsa County Community Sentencing Program. As of May 2008, about 750 felony offenders sentenced by Tulsa County District Court were under active community supervision in this alternative to incarceration.

Software

Diversion Services has an agreement with Dr. Kenneth Wanberg, Ph.D to develop software versions of his nationally recognized and widely used alcohol and drug assessment instruments. Some jurisdictions currently using our custom software include:

- San Diego County California
- Fresno County California
- State of Hawaii Probation
- Arizona Department of Corrections
- Oklahoma Department of Corrections
- Washington Department of Corrections
- The Connection, Inc – Connecticut
- Collins County Texas Probation
- Colorado Youth Authority
- State of Connecticut Probation

We are continuing to develop our new case management software application. It should be completed and implemented by this fall in all three offices.

Substance Abuse Treatment Program

Diversion Services hired a licensed substance abuse counselor to develop an outpatient treatment program. We began operations in June 2006; however, the program was discontinued in January 2007 due to insufficient client fee revenues.

Online Classes

We are currently looking at the feasibility of developing online drug and alcohol education courses due to the high number of clients required to complete such courses and the lack of dependable instructors.

Diversion Eligibility Criteria

Last fall, the County Attorney's office undertook a comprehensive review of the Diversion Program eligibility criteria and program requirements. The effect of the changes likely will lead to a reduction in County cases eligible for the Adult Diversion Program. For more information, the guidelines are posted on our website: www.diversionservices.com

9. Mission Statement and History

Mission Statement

The mission of Diversion Services, Inc. is to increase the community-based alternatives available to prosecutors, courts, probation and corrections. Diversion Services provides a wide range of low-cost services and programs to the criminal justice system in Lancaster County and Douglas County.

Background and History

The Lancaster County Pre-Trial Diversion Program began in September 1975 as a three year LEAA Demonstration Grant Project with funding from the Nebraska Crime Commission. The City of Lincoln and Lancaster County sponsored the Program through an Interlocal agreement and provided matching funding on a shared basis for the three year demonstration project. Seed money for initial development efforts was provided by the American Bar Association.

The Diversion Program was first established as a department within County government. The Director was hired by the County Attorney, City Council, County Board of Commissioners and the Mayor of Lincoln and reported to the County Attorney, County Board, and a 15 member Steering Committee created as a requirement of the LEAA grant.

The City and Lancaster County continued to fund the Program equally after the three year demonstration project. In 1980, client fees were implemented, and the City Attorney began referring cases to the Program.

In 1986, the Executive Director's proposal to privatize the program was adopted by the County Attorney, City Council, and the Lancaster County Board. The County contracted with the National Corrective Training Institute (NCTI) to administer the Diversion Program and the County Attorney's Bad Check Restitution Program. Lancaster County had contracted with NCTI since 1984 for its bad check class curriculum. The changeover in administration became effective in September 1986. NCTI assumed operation of the Bad Check Program in December. The goal of privatization was to facilitate the development of additional programs and services and to expand into other jurisdictions throughout Nebraska to reduce reliance on City and County funding.

In June, 1988, the Executive Director formed Emcor, Inc., a Nebraska for-profit corporation, and purchased the Lancaster County Contract from NCTI. The name was changed from National Corrective Training Institute to Emcor, Inc., d.b.a. Diversion Services.

In December, 1998, Emcor was reorganized as Diversion Services, Inc., a Nebraska non-profit corporation. Diversion Services was reorganized as a for-profit corporation in 2004.

OVERVIEW OF PROGRAMS AND SERVICES

Lancaster County PreTrial Diversion Program

Diversion Services, Inc. a Nebraska nonprofit corporation, contracts with Lancaster County and the City of Lincoln to manage the Adult Pre-Trial Diversion (PTD) Program for the Lancaster County Attorney and the Lincoln City Attorney. The Diversion Program provides an opportunity for eligible adult offenders to earn dismissal of criminal charges -- or avoid filing of a criminal complaint -- by agreeing to complete certain conditions, which may include several of the following:

PROGRAM FEE	COMMUNITY SERVICE
RESTITUTION	CLASSES
EMPLOYMENT	EDUCATION/TRAINING
VICTIM APOLOGY	DRUG/ALCOHOL TREATMENT
DOMESTIC VIOLENCE GROUP	NO NEW OFFENSES
REPORTING	COUNSELING

Douglas County PreTrial Diversion Program

Diversion Services, Inc. entered into a contract with Douglas County in November, 1993, to administer a Pre-Trial Diversion (PTD) Program for the Douglas County Attorney. Eligibility criteria and program conditions are similar to the Lancaster County Program. The Douglas County program began accepting clients in January, 1994. The Diversion Program was expanded to include misdemeanor referrals from the Omaha City Prosecutor in 1996. Douglas County currently provides \$4,000 per month in funding to the diversion program.

Bad Check Restitution Program

Diversion Services contracts with Lancaster County to administer the County Attorney Bad Check Restitution Division. Diversion Services processes 400-700 bad checks each month that businesses and individuals turn over to the County Attorney for prosecution and restitution. Diversion Services receives \$7.00 of the \$10 per check statutory fee paid by holders of bad checks who request prosecution.

Services include collection and deposit of the statutory fees with the County Treasurer, processing of bad checks, restitution letters to check writers, collection and deposit of restitution payments, and issuing restitution checks to holders of bad checks.

Programs and Services

Diversion Services offers a number of educational classes and groups for participants. Topics include domestic violence, bad checks, drugs and alcohol, thinking skills, anger management, parenting classes, cognitive restructuring, cognitive skills training and traffic safety. These services are available for diversion clients and other offenders referred by courts, prosecutors, probation and attorneys.

Diversion Services has implemented a number of risk/need assessments and cognitive behavioral programs specifically for criminal justice populations. Some of these include:

Level of Service Inventory	Adult Substance Use Survey
Spouse Abuse Risk Assessment	Anger and Emotion Management Inventory
Stages of Change Readiness	TCU Readiness Scale
Coping Behaviors Inventory	Social Support Network
Moral Reconation Therapy	Controlling Anger & Learning to Manage It
CounterPoint	Thinking For A Change
Matrix Relapse Prevention Program	Strategies For Self Improvement& Change

STOP Traffic Diversion Program

The Traffic Diversion Program (STOP), jointly administered by Diversion Services and the Safety Council of Nebraska, began operation March 1, 1992. The Safety Council of Nebraska and Diversion Services developed the STOP program in cooperation with the City Attorney, County Attorney and local law enforcement agencies. Anyone issued a citation in Lancaster County for an eligible traffic offense may attend an eight hour traffic safety education class in lieu of prosecution. The fee for the STOP program is \$75.00 as of July 1, 2005. Traffic offenders are eligible to participate in STOP only one time every three years.

Diversion Services receives \$8.00 for each person who registers for the STOP program for administration. The Safety Council and Diversion Services receive \$43.50 for each student who attends one of their traffic classes. The Safety Council provides 70% of the classes and Diversion 30%. Twenty or more classes are held every month. The City of Lincoln and Lancaster County receives \$ 11.50 for each person enrolling in STOP based on the jurisdiction issuing the traffic citation. Nine dollars from each registration fee is allocated to an equipment fund for purchasing of traffic enforcement equipment by the Lincoln Police Department, Lancaster County Sheriff and the Nebraska Safety Patrol. Two dollars of the \$75 fee goes to the Nebraska Crime Commission and is credited to the Law Enforcement Improvement Fund (LEIF).

Douglas County Drug Court

In 1995, Diversion Services (Eric McMasters), Region 6 Behavioral Health Administration (Joanna Lloyd) and the Douglas County District Court (Judge James Murphy and Court Administrator Darwin Severson) prepared a grant application to the Office of Justice Program to begin a Drug Court in Douglas County. A federal grant of \$470,000 was awarded to Douglas County in 1996 and the Drug Court began operation in April 1997. Diversion Services administered the Drug Court from 1997 until March 1, =1999, at which time the Douglas County Department of Corrections assumed administration of the program.

Tulsa County Community Sentencing System

In February, 2000, Diversion Services bid for and was awarded a contract to manage and administer Tulsa County's Community Sentencing System as a pilot project created by enactment of the Oklahoma Community Sentencing Act. This legislation created a wide range of alternatives to incarceration for non-violent felony offenders. As of May 2007, approximately 600 moderate risk felony offenders are active in the program in Tulsa County.

**Lancaster County Adult Diversion Program
Trends 1995-2003**

Cases Diverted	1995	1996	1997	1998	1999	2000	2001	2002	2003
County Felony	115	135	140	124	124	137	131	188	215
County Misdemeanors	409	353	503	405	339	499	511	633	680
City Misdemeanors	403	466	559	761	745	792	862	842	952
Total Cases	927	954	1,202	1,290	1,208	1,428	1,504	1,663	1,847
<i>Increase/Decrease</i>	<i>12%</i>	<i>03%</i>	<i>26%</i>	<i>07%</i>	<i>-06</i>	<i>18%</i>	<i>05%</i>	<i>11%</i>	<i>11%</i>

53% increase since 1999

Diversion Program Fees

	1995	1996	1997	1998	1999	2000	2001	2002	2003
County Felony	26,952	33,752	44,609	44,602	38,188	40,572	44,188		73,983
County Misdemeanors	42,422	45,140	56,455	53,493	53,055	65,380	75,701		100,225
City Misdemeanors	41,784	55,048	68,564	92,964	96,739	109,228	124,022		127,917
Total for Year	111,158	134,195	169,628	191,059	186,023	215,180	243,911		302,125
<i>Increase/Decrease</i>	<i>-04%</i>	<i>21%</i>	<i>26%</i>	<i>13%</i>	<i>-03%</i>	<i>16%</i>	<i>13%</i>		

Program Completion Rates 1995-2003

	1995	1996	1997	1998	1999	2000	2001	2002	2003
Felony Diversions									
Favorable Completions	58	76	78	65	86	88	92		
Unfavorable Terminations	45	51	51	43	34	37	69		
<i>Completion Rate</i>	<i>56%</i>	<i>60%</i>	<i>60%</i>	<i>60%</i>	<i>72%</i>	<i>70%</i>	<i>57%</i>		
County Misdemeanors									
Favorable Completions	289	340	320	400	306	363	388		
Unfavorable Terminations	65	60	81	71	54	50	92		
<i>Completion Rate</i>	<i>82%</i>	<i>85%</i>	<i>80%</i>	<i>85%</i>	<i>85%</i>	<i>88%</i>	<i>81%</i>		
City Misdemeanors									
Favorable Completions	345	328	401	572	633	676	851		
Unfavorable Terminations	61	67	81	84	73	114	115		
<i>Completion Rate</i>	<i>85%</i>	<i>83%</i>	<i>84%</i>	<i>87%</i>	<i>90%</i>	<i>86%</i>	<i>88%</i>		

STOP Program Registrations 1995-2003

	1995	1996	1997	1998	1999	2000	2001	2002	2003
STOP Registrations	8,523	11,043	10,516	10,332	9,087	9,009	10,859	15,346	13,121
Total Revenues	341,030	441,680	420,640	455,050	463,053	450,450	581,990	922,380	786,093

Fee increase to \$60 in 8/01

STOP Revenue Distribution 1995-2003

Agency	1995	1996	1997	1998	1999	2000	2001	2002	2003
Diversion Services	107,430	136,470	134,305	138,714	141,055	122,462	168,947		227,506
Safety Council	142,700	195,525	172,960	176,951	171,848	178,612	222,138		329,170
Equipment Fund	41,985	54,145	51,950	58,958	62,990	60,984	73,304		91,658
City of Lincoln	21,011	26,355	24,528	38,530	49,063	47,551	65,777		101,826
Lancaster County	3,474	6,084	6,347	8,168	13,645	13,216	15,896		16,011
LEIF	16,966	22,016	20,982	20,626	18,158	17,914	21,716		26,188

Lancaster County Bad Check Program 1995-2003

	1995	1996	1997	1998	1999	2000	2001	2002	2003
Check Restitution	357,719	418,599	347,420	341,672	366,685	423,307	474,620		
Other Restitution				85,653	80,649	114,016	255,337		
Bad Checks	8,299	8,256	7,776	7,452	7,754	7,037	9,858		
Ave Per Chk	\$43.11	\$50.70	\$44.68	\$45.85	\$47.29	\$60.15	\$48.15		
Complaints Filed	176	118	161	40	221	175	224		

Bad Check Statutory Fee Revenues 1995-2003

	1995	1996	1997	1998	1999	2000	2001	2002	2003
Statutory Fees (\$10)	50,292	50,250	46,314	47,423	54,404	49,182	68,166		51,240
<i>Percent Change</i>	<i>22%</i>	<i>0%</i>	<i>-8%</i>	<i>3%</i>	<i>15%</i>	<i>-10%</i>	<i>39%</i>		

Bad Check Class Fee Revenues 1995-2001

	1995	1996	1997	1998	1999	2000	2001	2002	2003
Check Class Students	354	307	280	234	247	267	229		
<i>Percent Change</i>	<i>-22%</i>	<i>-3%</i>	<i>-9%</i>	<i>-10%</i>	<i>06%</i>	<i>08%</i>	<i>-14%</i>		
Check Class Fees	17,810	16,090	13,385	12,231	15,090	15,050	12,980		
<i>Percent Change</i>	<i>-16%</i>	<i>-10%</i>	<i>-17%</i>	<i>-17%</i>	<i>23%</i>	<i>0%</i>	<i>-14%</i>		

**Diversion Services Revenues/Expenses
(Federal Income Tax Returns)**

	1995	1996	1997	1998	1999	2000	2001	2002	2003
Operating Revenues	773,769	954,095	986,176	1,142,538	1,118,276	1,439,776	2,021,343	2,533,121	
Salaries	323,987	389,860	425,601	481,388	324,426	535,901	796,832	884,665	
Operating Expenses	446,595	547,027	547,564	619,657	424,426	858,931	1,069,880	1,332,795	
Total Expenses	770,582	936,887	973,165	1,101,045	638,286	1,394,832	1,866,712	2,217,460	
Net Before Taxes	3,187	17,208	13,011	41,671	55,564	44,944	156,848	320,022	
Federal Income Tax	478	2,581	1,952	6,251	7,500	7,096	44,420	107,224	
State Income Tax	178	959	726	2,325	2,500	1,837	6,530	14,891	
Net Cash Gain/Loss	2,531	17,158	10,333	33,095	45,564	36,011	105,898	197,907	
Return on Revenues	.005	.02	.014	.04	.05	.03	.08	.08	

Revenues and expenditures for 2001-2003 include Lincoln, Omaha and Tulsa, Oklahoma operations. 2002 figures do not include special dividend deduction of \$2,141.